

# USA CRIME REPORT

From 2020 to 2022

AREA NAME

All

Year

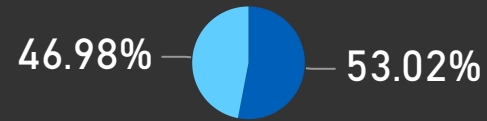
- 2020
- 2021
- 2022

130.57T

Number of Incidents

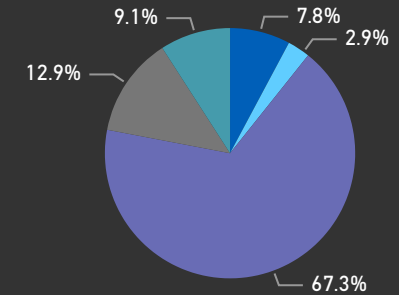
## Number of Incidents by Gender

Gender M F



## Top 5 Weapon Used For C...

Weapon HAND GUN SEMI-AUTOMATI... STRONG-AR...

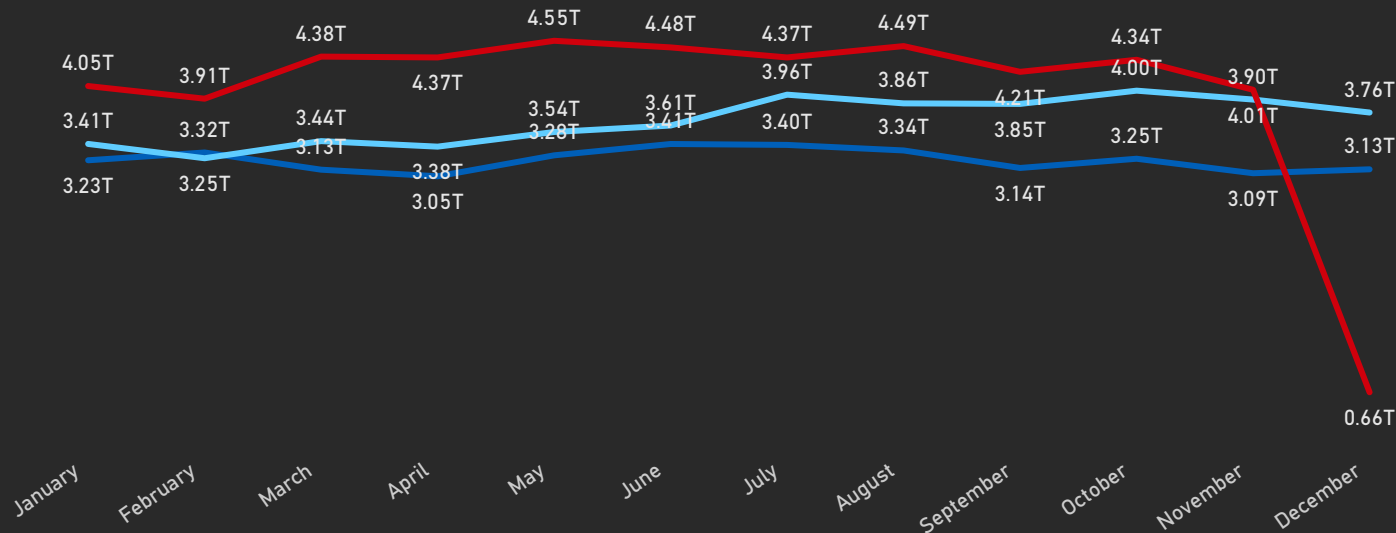


Month

- January
- February
- March
- April
- May
- June
- July
- August
- September
- October
- November
- December

## Total of Crime

Year 2020 2021 2022



## Top 5 Crimes

